



World's Easiest-to-Use and Accurate Pipe Lasers



- World's first ultra-visible reliable GreenBeam®
- World's most accurate grade and leveling
- World's first SmartLine® auto-alignment system
- Tough cast aluminum housing
- Built in vertical plumb

Most accurate line of pipe lasers available

The Topcon TP-L5 series of alignment lasers offers a unique combination of features and technology that are proven to meet the demands of contractors more than any other alignment lasers on the market.

No matter your specific application, trenches, sewers, over-the-top measuring, or even in mining and tunneling, the TP-L5 series is the industry standard.

Brightest beam available

The patented Topcon GreenBeam® technology provides the brightest, most visible laser beam available. It's easily viewable in the brightest outside conditions.

Updated LCD display

Even easier to read menu, with a bright, LCD display.

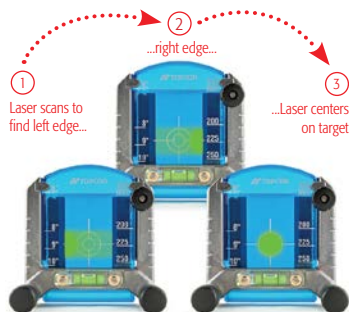
Make adjustments from afar

The RC-200 remote puts all of the features at your fingertips whether you're near the laser or more than 600 feet away.

Tough and reliable

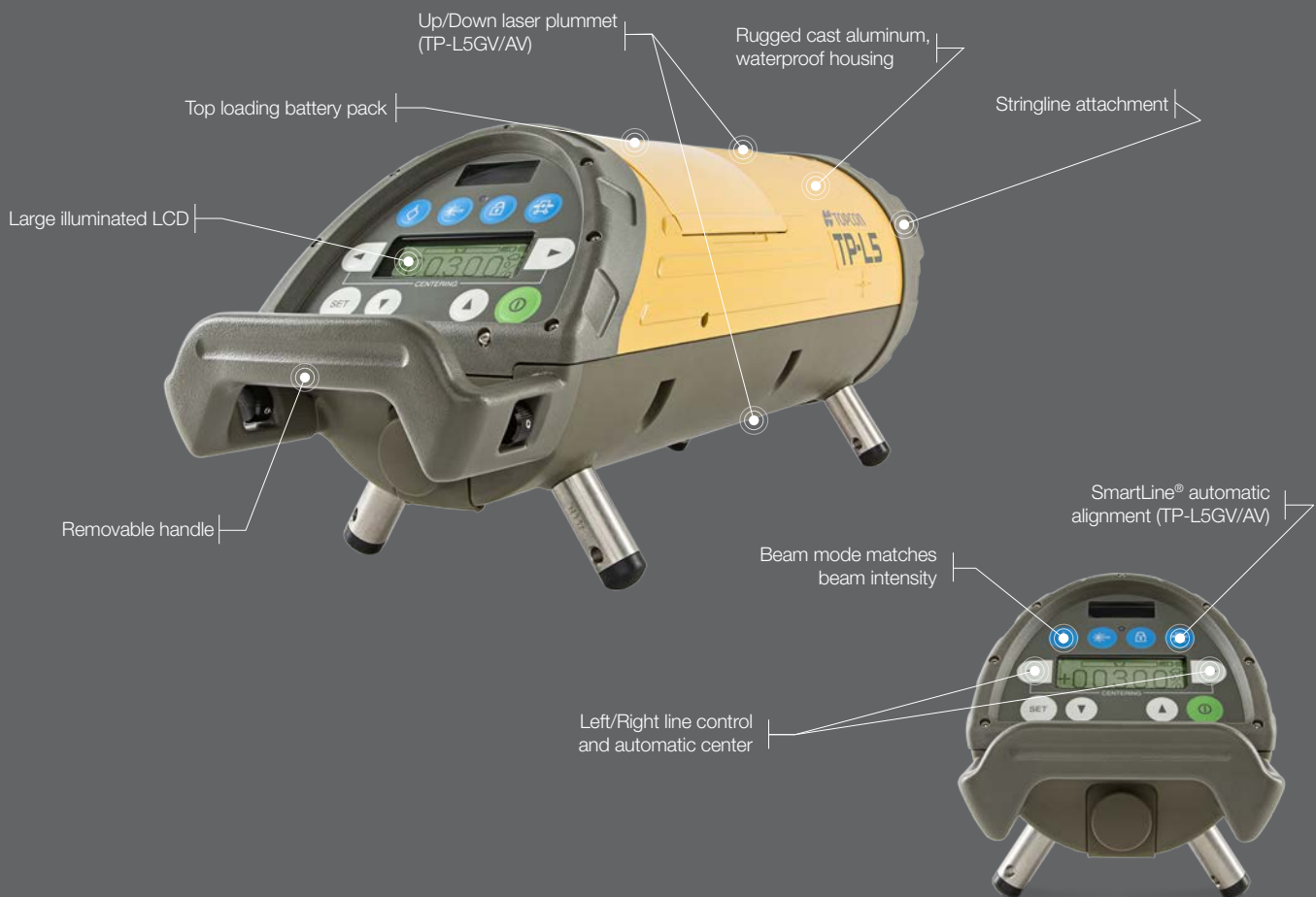
As with all Topcon products, we manufacture with the highest quality in mind and back it up with a five-year laser guarantee.

When combined with features like smartline, auto-alignment, the worlds most accurate grade mechanism, power options that include a 20% battery increase over existing lasers; it's no wonder Topcon has set the industry standard.



SmartLine® (TP-L5GV/AV/G)

Accelerate production by making setup and alignment automatic. Patented scanning technology allows the industry's only fast, accurate one-person automatic alignment feature: the SmartLine®.



Specifications	
Auto Line Centering	Yes
Auto Grade Zeroing	Yes
Plumb Reference	Yes
Grade Range	-15% ~ 40%
Line Range	±15%
Horizontal Accuracy	±10" arc seconds
Housing Construction	Cast Aluminum
Operating Temperature	-20°C to 50°C
Waterproof Depth	At least 16.5 ft. for 24 hours
RC-200 remote control	
Operating range from:	
TP-L5 Front	200 m
Above Panel	25 m

Five year guarantee

The TP-L5 Series lasers come with a five-year guarantee. Topcon is backing up this reliable, accurate laser with the best factory warranty in the industry.

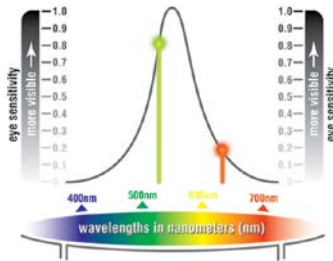
Laser Solutions

Topcon offers a host of laser solutions with world-leading features at unbeatable prices. They're the perfect general construction lasers for any contractor's needs.

RL-H4C: General construction laser for any contractor's needs.

RL-SV2S: Affordable and powerful dual slope laser for any job demands.

RL-VH4DR: High-end interior laser usable in any application.




Why green?

Simple. You can see our GreenBeam® anywhere and under any conditions. It's the most visible construction laser ever! In fact, the TP-L5G GreenBeam is four times easier to find in bright sunlight than conventional beams. So setup, grading and pipe installation is fast and easy.



World's first 3-way beam (TP-L5GV/AV)

- Simplifies and shortens setup time
- Instant visible plumb reference
- Quick and accurate micro-tunneling setups



Precision grade setting for peak production

- World's most accurate leveling system
- Survey accurate electronic encoder
- Reduces rework



For more information:
topconpositioning.com/tp15-series

Specifications subject to change without notice.
 ©2016 Topcon Corporation All rights reserved.
 7010-2174 B 2/16

